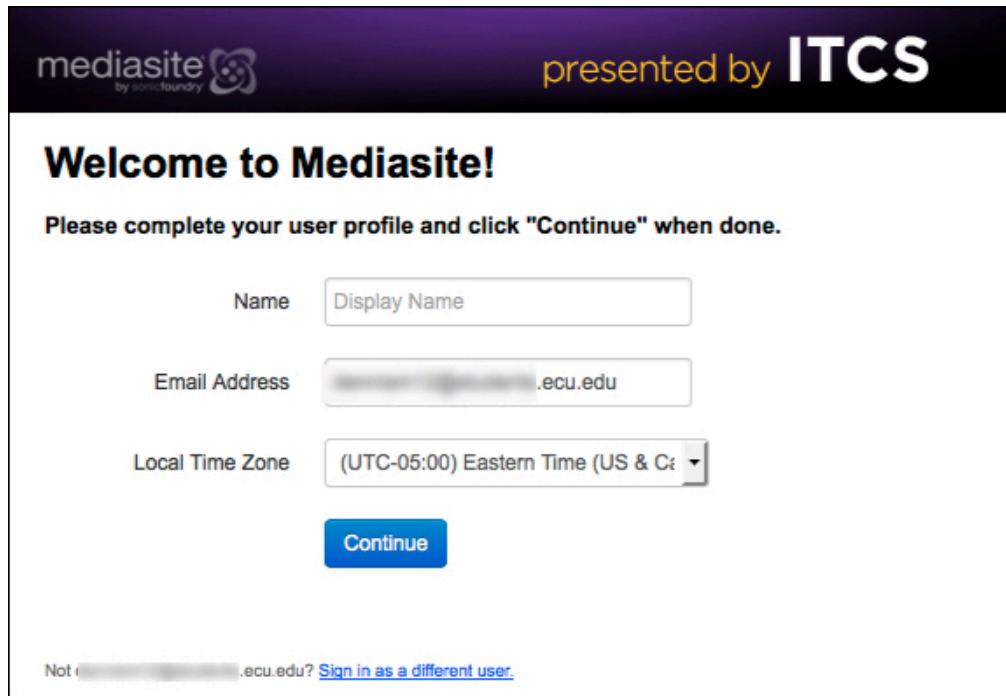


Login to My Mediasite and Create your Profile

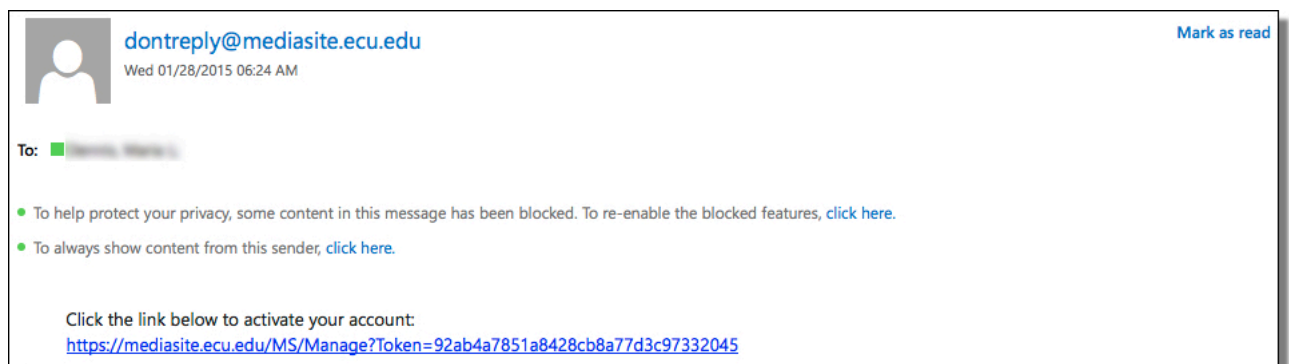

Mediasite.ecu.edu/ms/mymediasite

When you log into My Mediasite for the first time, you will be asked to create a user profile. However, you can always update your profile settings.



The image shows a web form titled "Welcome to Mediasite!" with the ITCS logo. It prompts the user to complete their profile. The form includes fields for Name (with "Display Name" as a placeholder), Email Address (with a placeholder ending in ".ecu.edu"), and Local Time Zone (with a dropdown menu showing "(UTC-05:00) Eastern Time (US & Canada)"). A blue "Continue" button is at the bottom. A link "Sign in as a different user." is at the bottom left.

Upon completion of your user profile a confirmation email will be sent to you. Follow the confirmation link in the email to complete your Mediasite profile.



Create your Mediasite Profile